

PRODUCT INFORMATION:

Thermal energy:	77,2 kWh
Energy efficiency:	89 %
CO%:	0,08 %
Heat storage capacity:	
	100% after 8,7 hours
	50% after 30,4 hours
	25% after 50,6 hours

PRODUCT NUMBER:

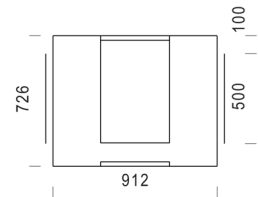
Product	Product number	Weight kg	Height mm
MAMO SOLO 180	3S180	2320	1824
MAMO SOLO 180-1	3S180-1	2370	1824
MAMO SOLO 180-2	3S180-2	2370	1824
MAMO SOLO 180 G	3S180G	2470	1824

NEEDED FOR ASSEMBLY:

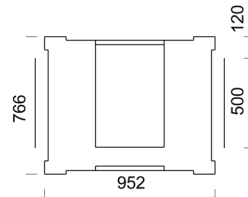
* Mortar 2 x 25 kg (not included in NunnaUuni delivery)

NOTE!

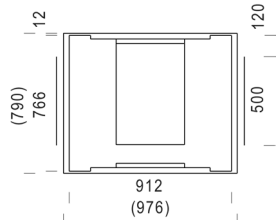
See the product pictures of glass models (G) from the 3pdf!



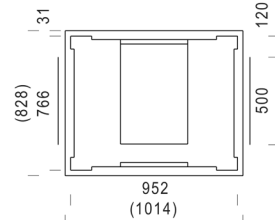
MAMO SOLO 180



MAMO SOLO 180 G



MAMO SOLO 180-1



MAMO SOLO 180-2

PRODUCT INFORMATION

	BAKING OVEN / BAKING SPACE		FIREWOOD			FLUE CALCULATION VALUES ⁽¹⁾				MAX. FLUE TEMPERATURE IN SECURITY TEST
	Width [mm]	Depth [mm]	Length fireplace / cooker [cm]	Max amount of wood [kg]	Length baking oven [cm]	Flue gas temperature [°C]	Min. flue draught [Pa]	Mass flow [g/s]	Flue connection Ø	Temperature °C
Mamo Solo 180 / Mamo Solo 180 G	348	548	33	20	-	172	-15	19	180	257

FLUE CONNECTION TABLE

	RECOMMENDED FLUE [mm]				FLUE CONNECTION MEASUREMENTS [mm]			INCOMING AIR			
	approx. 150x150	approx. 150x200	approx. 150x300	round Ø	[A]	[B]	[C]	Incoming air pipe location L [mm]	Replacement air unit	HRT	Burning air approx. m³/h
Mamo Solo 180 / Mamo Solo 180 G	-	x	x	180-210	150-180	250	350	570	-	920006	70-100

SAFETY DISTANCES TO COMBUSTIBLE MATERIALS

	According to EN 15250			
	Behind	On the sides	Top	Front
Mamo Solo 180 / Mamo Solo 180 G	1000	200	200	1000

¹⁾ The flue calculation values apply for countries that require flue calculation in accordance with the DIN 18160 and DIN EN 13384 standards. It is recommendable to contact chimney sweeper beforehand.

Take a notice of the countryspecific approvals in section 3

NOTES!

The flue heat category required by the fireplace is T400.

The recommended minimum flue height is 5 m with Ø180 mm. In countries where the flue calculation is required, should the calculation be done according to the instructions and regulations of the flue calculation.

A damper designed for adjusting the draft is always recommended for a flue connection or flue. In the picture you can see the Finnish version.

Country- and region-specific regulations must be adhered to when installing the fireplace

