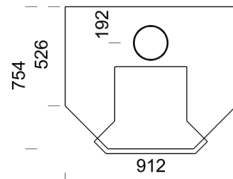
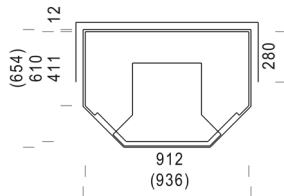


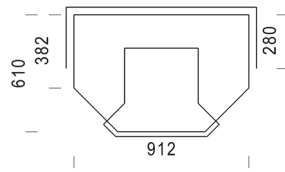
VEGA



VEGA PL



VEGA-1



VEGA-2

PRODUCT INFORMATION:

Thermal energy:	58,2 kWh,	PL: 59,5 kWh
Energy efficiency:	84 %,	PL: 86 %
CO%:	0,10 %,	PL: 0,10 %
Heat storage capacity:		
	100% after 6,9 hours,	PL: after 8,1 hours
	50% after 23,0 hours,	PL: after 27,0 hours
	25% after 37,8 hours,	PL: after 44,4 hours

PRODUCT NUMBER:

Product	Product number	Weight kg	Height mm
VEGA	2ET	1475	1536
VEGA-1	2ET-1	1510	1536
VEGA-2	2ET-2	1480	1536
VEGA PL	2ETP	1850	1536

NEEDED FOR ASSEMBLY:

* Mortar 1 x 25 kg (not included in NunnaUuni delivery)

NOTE!

See the product pictures of PL models from the 3pdf!

PL = Top connection

PRODUCT INFORMATION

	BAKING OVEN / BAKING SPACE		FIREWOOD			FLUE CALCULATION VALUES ⁽¹⁾				MAX. FLUE TEMPERATURE IN SECURITY TEST
	Width [mm]	Depth [mm]	Length fireplace / cooker [cm]	Max amount of wood [kg]	Length baking oven [cm]	Flue gas temperature [°C]	Min. flue draught [Pa]	Mass flow [g/s]	Flue connection Ø	Temperature °C
Vega	-	-	33	16	-	236	-12	18	180	360
Vega PL	-	-	33	16	-	207	-12	17	180	362

FLUE CONNECTION TABLE

	RECOMMENDED FLUE [mm]				FLUE CONNECTION MEASUREMENTS [mm]			INCOMING AIR			
	approx. 150x150	approx. 150x200	approx. 150x300	round Ø	[A]	[B]	[C]	Incoming air pipe location L [mm]	Replacement air unit	HRT	Burning air approx. m³/h
Vega	-	x	x	180-210	150-180	250	350	450	-	920006	70-100
Vega PL	-	-	-	180	-	-	-	594	-	920006	70-100

SAFETY DISTANCES TO COMBUSTIBLE MATERIALS

	According to EN 15250			
	Behind	On the sides	Top	Front
Vega	50	150	200	1000
Vega PL	50	150	200	1000

¹⁾ The flue calculation values apply for countries that require flue calculation in accordance with the DIN 18160 and DIN EN 13384 standards. It is recommendable to contact chimney sweeper beforehand.

Take a notice of the countryspecific approvals in section 3

NOTES!

The flue heat category required by the fireplace is T400.

The recommended minimum flue height is 5 m with Ø180 mm. In countries where the flue calculation is required, should the calculation be done according to the instructions and regulations of the flue calculation.

A damper designed for adjusting the draft is always recommended for a flue connection or flue. In the picture you can see the Finnish version.

Country- and region-specific regulations must be adhered to when installing the fireplace

